



Letter of Inquiry Instructions – Slideroom

Prior to completing a Letter of Inquiry, please visit the Women's Impact Fund website at <http://www.womensimpactfund.org/> and review the Grants section for information on the following:

- Grants Process
- Application Process
- Frequently Asked Questions
- Timeline

Submitting a Letter of Inquiry:

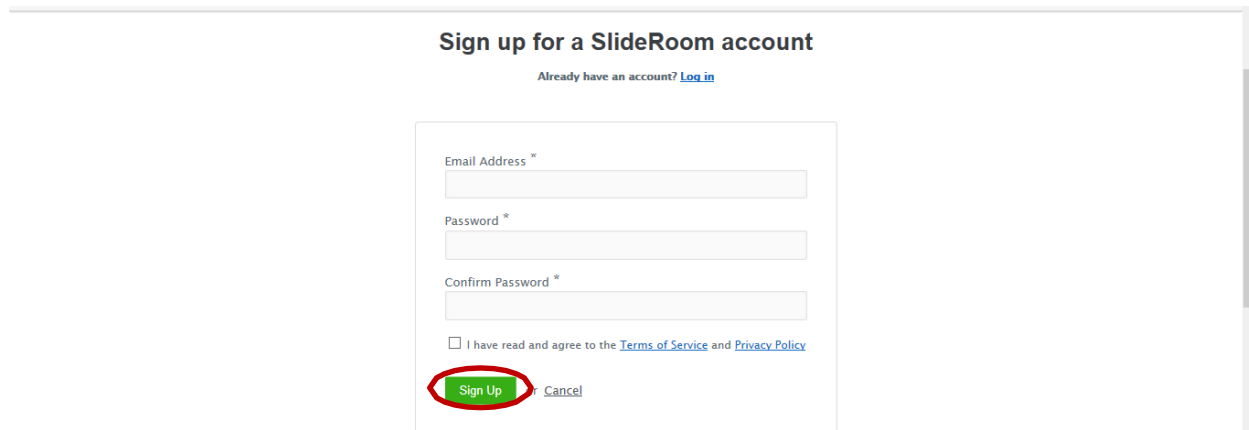
Women's Impact Fund uses SlideRoom for accepting Letters of Inquiry. You can access the Women's Impact Fund SlideRoom portal on your computer, smartphone, or tablet at <https://womensimpactfund.slideroom.com/>.

The first time you visit SlideRoom, you will need to create a SlideRoom account. If you already have an account, simply log in and proceed.

1. Click on one of the **Sign Up** links

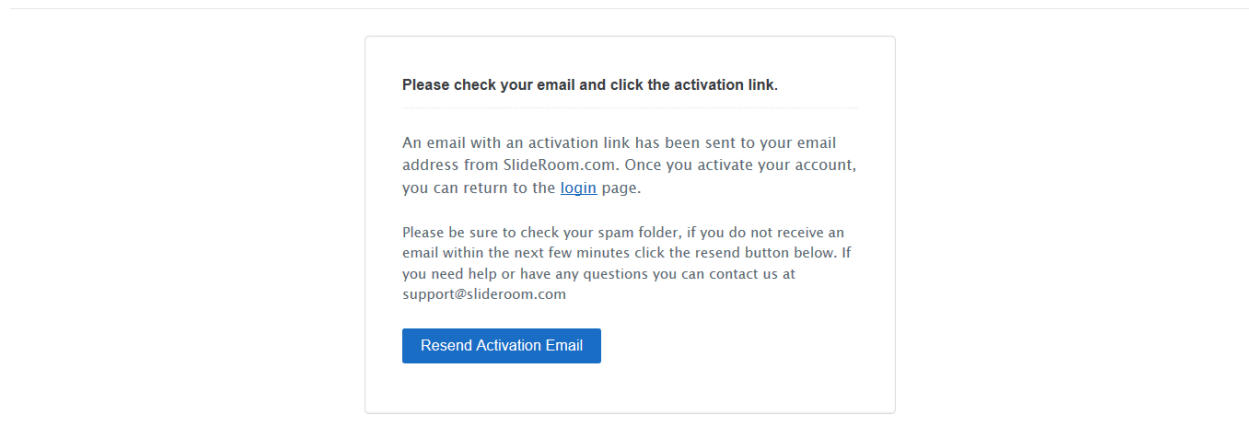
The screenshot shows the top navigation bar of the Women's Impact Fund website. It includes a search bar, an 'Email' input field, a 'Password' input field, and a green button labeled 'Log in or Sign up'. The 'Log in or Sign up' text is circled in red. Below the navigation bar is the Women's Impact Fund logo and a section titled 'Women's Impact Fund' with a paragraph of text. At the bottom of this section, the text 'Log in or Sign up to get started.' is displayed, with 'Log in or Sign up' circled in red.

2. Input required information and click **Sign Up**



The screenshot shows a web form titled "Sign up for a SlideRoom account". Below the title is a link: "Already have an account? [Log in](#)". The form contains three input fields: "Email Address *", "Password *", and "Confirm Password *". Below these fields is a checkbox with the text "I have read and agree to the [Terms of Service](#) and [Privacy Policy](#)". At the bottom of the form are two buttons: "Sign Up" (highlighted with a red circle) and "Cancel".

3. You will receive a message directing you to check your email for the activation link



The screenshot shows an email message with the following content:

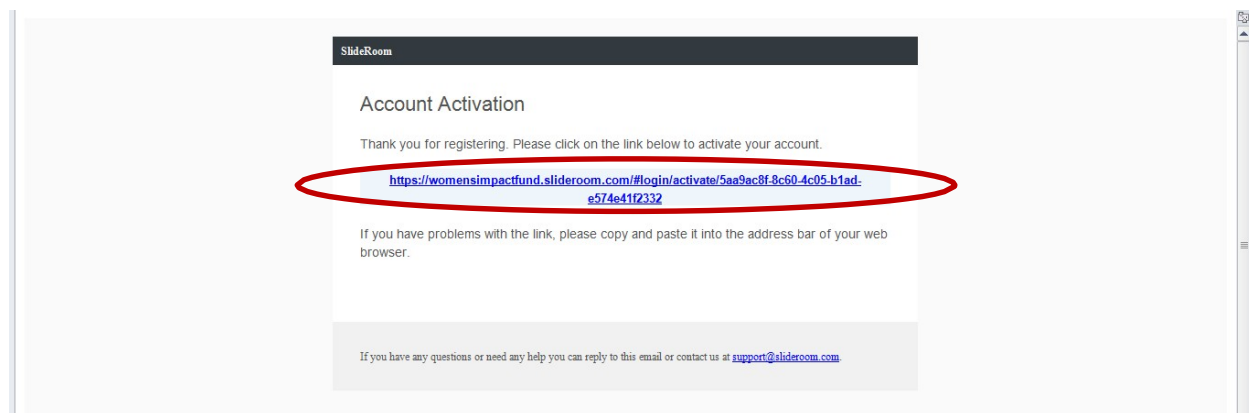
Please check your email and click the activation link.

An email with an activation link has been sent to your email address from SlideRoom.com. Once you activate your account, you can return to the [login](#) page.

Please be sure to check your spam folder, if you do not receive an email within the next few minutes click the resend button below. If you need help or have any questions you can contact us at support@slideroom.com

[Resend Activation Email](#)

4. Check the email account you used to register for your SlideRoom account for an email from SlideRoom Support (support@slideroom.com). Click on the link to activate your account.



The screenshot shows an email message with the following content:

SlideRoom

Account Activation

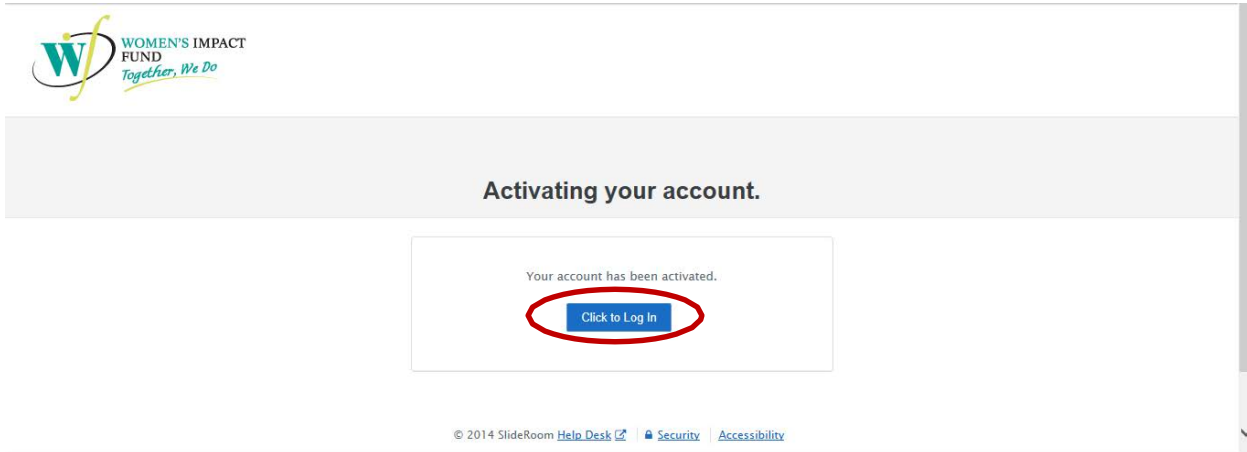
Thank you for registering. Please click on the link below to activate your account.

<https://womensimpactfund.slideroom.com/#login/activate/5aa9ac8f-8c60-4c05-b1ad-e574e41f2332>

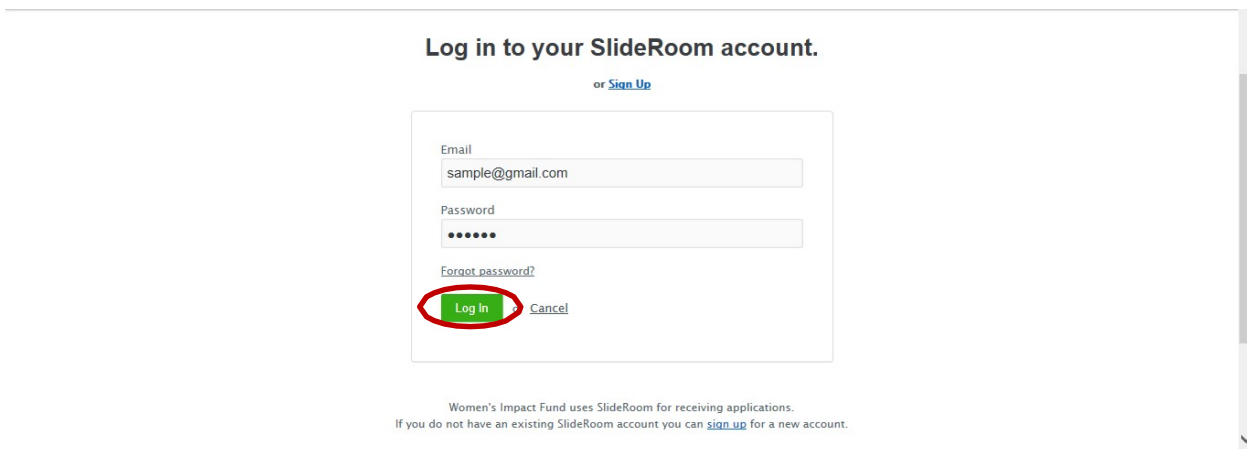
If you have problems with the link, please copy and paste it into the address bar of your web browser.

If you have any questions or need any help you can reply to this email or contact us at support@slideroom.com

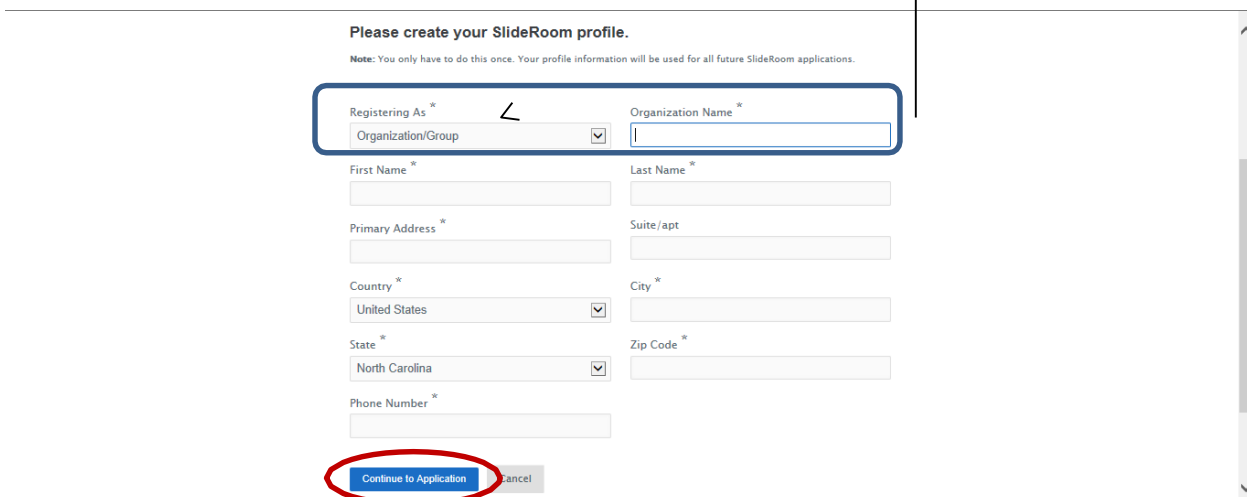
5. You will be taken to the Women’s Impact Fund SlideRoom portal and receive confirmation that your account has been activated. Click **Click to Log In**.



6. Proceed with entering the Email and Password you used to sign up for your SlideRoom account and then click **Log In**.



7. Create your SlideRoom profile and click on **Continue to Application**. **** NOTE: Ensure you register as an Organization/Group ****



8. Select the Program (i.e. Women’s Impact Fund Focus Area) that best aligns to your project / program

Women's Impact Fund

The purpose of the Women's Impact Fund is to maximize women's leadership in philanthropy by engaging and educating our membership, increasing charitable contributions and strengthening communities through the impact of collective giving. The Women's Impact Fund is designed to achieve greater levels of community impact by building an inclusive membership of women interested in the power of collective grant making.

[Login](#) or [Sign up](#) to get started.



Programs will be listed here (on Women’s Impact Fund Slideroom portal) starting September 6th:

- Arts & Culture
- Education
- Environment
- Health
- Human Services

9. Complete your Letter of Inquiry and submit. NOTE: All fields are required. Clicking on **Requirements** will allow you to preview and print all questions without paging through the Letter of Inquiry.

The screenshot shows a web interface for a Letter of Inquiry (LOI) form. At the top, there is a navigation bar with a 'Requirements' link circled in red, followed by the date 'July 24, 2014'. To the right of the date are 'Review' and 'Save and Exit' buttons. Below the navigation bar is a progress indicator with three steps: '1 Forms', '2 Attachments', and '3 Submit'. The main content area is titled 'Organization Information' and includes a sidebar with 'Organization Information' and 'Proposal Information' tabs. The form fields are:

1. Name of Organization *
2. Year Incorporated *
YYYY e.g. 2013
3. Website *

A note at the top right of the form states '* = required'. The form fields are currently empty.

Questions?

If you have technical questions, contact SlideRoom via email at support@slideroom.com. Support is available Monday – Saturday from 10 am – 10 pm EST.

If you have other questions that are not addressed in the Grants section of our website, you may contact grants@womensimpactfund.org.